

A snap shot of company officer and director insider public-market activity for the past year, recent marker data plus a list of all insider transactions and holdings.



Price and volume charts represent common share or trust unit transactions by company officers and directors reported in SEDI. Information on the charts may not include transactions by insiders of subsidiaries, 10% security holders or other insiders, or trades in other securities such as options or convertible debt.

One Year Public Market Bias

Company Insiders	Buying	Selling
CEO	\$545,913 ●	None ○
CFO	\$69,441 ▲	None △
Officer	\$1,456,391 ◆	None ◇
Director	\$595,278 ■	-\$5,595,090 □
Total	\$2,667,023	-\$5,595,090
Net Selling		-\$2,928,066

INK Edge Outlook

Mostly Sunny ☀️

CEO and CFO titles of insiders are provided on a reasonable efforts basis, as are the elimination of duplicate filings across multiple accounts in net buying or selling totals. All data presented should be treated as estimates as it is based on insider filings subject to input errors. This report does not constitute a buy or sell recommendation for the security.

Report Tutorial Video: http://www.inkresearch.com/pdf_tutorial/company.html

[English»](#)
[国語»](#)
[粵語»](#)

About INK Research

Through our PDF reports, as well as our alerts, interactive charting and analytical services delivered via www.inkresearch.com, INK provides insider news and knowledge to investors.

For sales and trial subscription information please contact inquiries@inkresearch.com or call us at 604-669-4465 #333.

Latest Filings Over the Past 12 Months - Maximum 600

● / ○ CEO
 ▲ / △ CFO
 ◆ / ◇ OTHER OFFICER
 ■ / □ DIRECTOR
 | / | ISSUER
 + / + 10% HOLDER
 — / = SUBSIDIARY
 EXECUTIVE
 ✳ / ✳ DEEMED INSIDER

| Information that has been adjusted or estimated by INK
 ▲ - Amended filing

Transaction Date	Insider Name	Ownership Type	Nature of Transaction	Security	Price (\$)	Shares/ Units	Account Change*	Account Balance
May 23/24	■ Jordan, Mary	Direct Ownership	Public market buy	Common Shares	41.72	1,000	> 100%	1,000
May 21/24	◆ Brondo Garcia, Juan Francisc...	Direct Ownership	Public market buy	Common Shares	42.79	4,500	> 100%	4,500
May 15/24	◆ Bhatia, Pramod	Direct Ownership	Public market buy	Common Shares	USD 31.01 - 31.20	1,000	25.3%	4,950
May 13/24	◆ Bhatia, Pramod	Direct Ownership	Public market buy	Common Shares	USD 31.41 - 31.60	1,000	33.9%	3,950
May 13/24	● Blackadar, Robert George	Direct Ownership	Rights granted	Performance Share Unit	0.00	2,896	2.8%	106,198
May 13/24	◆ Brondo Garcia, Juan Francisc...	Direct Ownership	Rights granted	Performance Share Unit	0.00	2,813	28.0%	12,872
May 13/24	■ Bronicheski, David John	Direct Ownership	Rights granted	Deferred Share Units	0.00	2,361	12.2%	21,719
May 13/24	◆ Brown, Lon Allen	Direct Ownership	Rights granted	Performance Share Unit	0.00	3,206	24.6%	16,241
May 13/24	◆ Castleman, Paul	Direct Ownership	Rights granted	Performance Share Unit	0.00	341	2.8%	12,580
May 13/24	■ Cuskley, Stephanie	Direct Ownership	Rights granted	Deferred Share Units	0.00	3,226	32.3%	13,227
May 13/24	▲ Dawson, Robert	Direct Ownership	Rights granted	Performance Share Unit	0.00	1,888	8.5%	24,025
May 13/24	■ Derwin, William	Direct Ownership	Rights granted	Deferred Share Units	0.00	3,226	10.2%	34,974
May 13/24	◆ Ellis, Thomas	Direct Ownership	Rights granted	Performance Share Unit	0.00	1,767	9.7%	20,044
May 13/24	■ Graham, George Keith	Direct Ownership	Rights granted	Deferred Share Units	0.00	2,361	36.1%	8,907
May 13/24	■ Jones, Stephen James	Direct Ownership	Rights granted	Deferred Share Units	0.00	4,301	33.1%	17,290
May 13/24	■ Jordan, Mary	Direct Ownership	Rights granted	Deferred Share Units	0.00	2,361	12.8%	20,764
May 13/24	◆ Lee, Julie	Direct Ownership	Rights granted	Performance Share Unit	0.00	2,551	20.2%	15,173
May 13/24	■ Lingard, William John	Direct Ownership	Rights granted	Deferred Share Units	0.00	2,361	7.2%	35,381
May 13/24	■ Warfield, Patricia	Direct Ownership	Rights granted	Deferred Share Units	0.00	3,226	62.8%	8,360
May 13/24	◆ Wieneke, Joseph Patrick	Direct Ownership	Rights granted	Performance Share Unit	0.00	4,735	42.5%	15,886
May 10/24	▲ Dawson, Robert	Direct Ownership	Public market buy	Common Shares	43.40	1,600	40.0%	5,600
May 9/24	◆ Bhatia, Pramod	Direct Ownership	Public market buy	Common Shares	USD 32.09 - 32.14	400	15.7%	2,950
May 7/24	◆ Bhatia, Pramod	Direct Ownership	Public market buy	Common Shares	USD 32.80 - 32.85	1,200	88.9%	2,550
May 6/24	◆ Bhatia, Pramod	Direct Ownership	Public market buy	Common Shares	USD 32.88 - 33.33	1,350	> 100%	1,350
Mar 27/24	● Blackadar, Robert George	Direct Ownership	Public market buy	Common Shares	USD 37.05	2,000	4.7%	44,950

Transaction Date	Insider Name	Ownership Type	Nature of Transaction	Security	Price (\$)	Shares/Units	Account Change*	Account Balance
Mar 25/24	● Blackadar, Robert George	Direct Ownership	Public market buy	Common Shares	USD 36.95 - 37.75	3,800	9.7%	42,950
Mar 12/24	◆ Atluri, Pradeep	Direct Ownership	Rights granted	Performance Share Unit	0.00	5,574	30.9%	23,604
Mar 12/24	◆ Atluri, Pradeep	Direct Ownership	Rights granted	Restricted Share Units	0.00	5,574	79.8%	12,563
Mar 12/24	◆ Ayotte, Paul Donald	Direct Ownership	Rights granted	Performance Share Unit	0.00	3,585	68.7%	8,803
Mar 12/24	◆ Ayotte, Paul Donald	Direct Ownership	Rights granted	Restricted Share Units	0.00	3,585	21.3%	20,384
Mar 12/24	◆ Bhatia, Pramod	Direct Ownership	Rights granted	Performance Share Unit	0.00	5,997	33.4%	23,956
Mar 12/24	◆ Bhatia, Pramod	Direct Ownership	Rights granted	Restricted Share Units	0.00	5,997	29.6%	26,289
Mar 12/24	● Blackadar, Robert George	Direct Ownership	Rights granted	Performance Share Unit	0.00	23,649	30.2%	101,869
Mar 12/24	● Blackadar, Robert George	Direct Ownership	Rights granted	Restricted Share Units	0.00	23,649	> 100%	46,791
Mar 12/24	◆ Brondo Garcia, Juan Francisc...	Direct Ownership	Rights granted	Deferred Share Units	0.00	5,626	> 100%	5,626
Mar 12/24	◆ Brondo Garcia, Juan Francisc...	Direct Ownership	Rights granted	Performance Share Unit	0.00	4,377	78.4%	9,963
Mar 12/24	◆ Brondo Garcia, Juan Francisc...	Direct Ownership	Rights granted	Restricted Share Units	0.00	4,377	> 100%	8,060
Mar 12/24	◆ Brown, Lon Allen	Direct Ownership	Rights granted	Deferred Share Units	0.00	6,413	> 100%	6,413
Mar 12/24	◆ Brown, Lon Allen	Direct Ownership	Rights granted	Performance Share Unit	0.00	3,593	38.8%	12,847
Mar 12/24	◆ Brown, Lon Allen	Direct Ownership	Rights granted	Restricted Share Units	0.00	3,593	79.1%	8,134
Mar 12/24	◆ Castleman, Paul	Direct Ownership	Rights granted	Deferred Share Units	0.00	683	4.9%	14,520
Mar 12/24	◆ Castleman, Paul	Direct Ownership	Rights granted	Performance Share Unit	0.00	3,812	46.1%	12,076
Mar 12/24	◆ Castleman, Paul	Direct Ownership	Rights granted	Restricted Share Units	0.00	3,812	88.3%	8,129
Mar 12/24	▲ Dawson, Robert	Direct Ownership	Rights granted	Deferred Share Units	0.00	3,776	> 100%	3,776
Mar 12/24	▲ Dawson, Robert	Direct Ownership	Rights granted	Performance Share Unit	0.00	8,814	67.1%	21,946
Mar 12/24	▲ Dawson, Robert	Direct Ownership	Rights granted	Restricted Share Units	0.00	8,814	> 100%	16,155
Mar 12/24	◆ Ellis, Thomas	Direct Ownership	Rights granted	Deferred Share Units	0.00	3,533	16.8%	24,544
Mar 12/24	◆ Ellis, Thomas	Direct Ownership	Rights granted	Performance Share Unit	0.00	3,939	28.1%	17,951
Mar 12/24	◆ Ellis, Thomas	Direct Ownership	Rights granted	Restricted Share Units	0.00	3,939	93.6%	8,146
Mar 12/24	◆ Gunn, Christopher	Direct Ownership	Rights granted	Performance Share Unit	0.00	6,741	27.5%	31,252
Mar 12/24	◆ Gunn, Christopher	Direct Ownership	Rights granted	Restricted Share Units	0.00	6,741	86.0%	14,575
Mar 12/24	◆ Leckie, Serge	Direct Ownership	Rights granted	Performance Share Unit	0.00	3,124	> 100%	5,718
Mar 12/24	◆ Leckie, Serge	Direct Ownership	Rights granted	Restricted Share Units	0.00	3,124	> 100%	3,124
Mar 12/24	◆ Lee, Julie	Direct Ownership	Rights granted	Deferred Share Units	0.00	4,712	> 100%	4,712
Mar 12/24	◆ Lee, Julie	Direct Ownership	Rights granted	Performance Share Unit	0.00	5,590	80.8%	12,506

Transaction Date	Insider Name	Ownership Type	Nature of Transaction	Security	Price (\$)	Shares/Units	Account Change*	Account Balance
Mar 12/24	◆ Lee, Julie	Direct Ownership	Rights granted	Restricted Share Units	0.00	5,590	> 100%	10,036
Mar 12/24	◆ Love, Robert J.	Direct Ownership	Rights granted	Performance Share Unit	0.00	5,068	29.0%	22,531
Mar 12/24	◆ Love, Robert J.	Direct Ownership	Rights granted	Restricted Share Units	0.00	5,068	74.6%	11,859
Mar 12/24	◆ Mellott, Logan	Direct Ownership	Rights granted	Performance Share Unit	0.00	7,043	31.6%	29,320
Mar 12/24	◆ Mellott, Logan	Direct Ownership	Rights granted	Restricted Share Units	0.00	7,043	86.0%	15,230
Mar 12/24	◆ Walsh, Leon Joseph Steven	Direct Ownership	Rights granted	Performance Share Unit	0.00	4,257	16.2%	30,569
Mar 12/24	◆ Walsh, Leon Joseph Steven	Direct Ownership	Rights granted	Restricted Share Units	0.00	4,257	> 100%	7,775
Mar 12/24	◆ Wieneke, Joseph Patrick	Direct Ownership	Rights granted	Performance Share Unit	0.00	4,146	59.2%	11,151
Mar 12/24	◆ Wieneke, Joseph Patrick	Direct Ownership	Rights granted	Restricted Share Units	0.00	4,146	> 100%	4,146
Mar 12/24	◆ Yester, Reid Emerson Michael	Direct Ownership	Rights granted	Performance Share Unit	0.00	3,073	41.7%	10,435
Mar 12/24	◆ Yester, Reid Emerson Michael	Direct Ownership	Rights granted	Restricted Share Units	0.00	3,073	> 100%	5,653
Mar 8/24	■ Jones, Stephen James	Direct Ownership	Public market buy	Common Shares	USD 33.95	1,000	22.2%	5,500
Mar 7/24	■ Jones, Stephen James	Direct Ownership	Public market buy	Common Shares	USD 34.00	1,000	28.6%	4,500
Mar 6/24	■ Jones, Stephen James	Direct Ownership	Public market buy	Common Shares	USD 31.81	1,000	40.0%	3,500
Mar 5/24	◆ Lee, Julie	Direct Ownership	Public market buy	Common Shares	USD 31.61 - 31.61	310	88.6%	660
Mar 5/24	◆ Wieneke, Joseph Patrick	Direct Ownership	Public market buy	Common Shares	USD 31.55 - 31.80	9,500	> 100%	9,500
Dec 31/23	◆ Atluri, Pradeep	Direct Ownership	Buy under company plan	Restricted Share Units	0.00	263	3.8%	7,252
Dec 31/23	◆ Atluri, Pradeep	Direct Ownership	Buy under company plan	Performance Share Unit	0.00	377	2.1%	18,407
Dec 31/23	◆ Atluri, Pradeep	Direct Ownership	Buy under company plan	Deferred Share Units	0.00	62	1.7%	3,651
Dec 31/23	◇ Atluri, Pradeep	Direct Ownership	Exercise for cash	Restricted Share Units	0.00	-6,143	-46.8%	6,989
Dec 31/23	◆ Ayotte, Paul Donald	Direct Ownership	Buy under company plan	Restricted Share Units	0.00	215	1.3%	17,014
Dec 31/23	◆ Ayotte, Paul Donald	Direct Ownership	Buy under company plan	Performance Share Unit	0.00	79	1.5%	5,297
Dec 31/23	◆ Ayotte, Paul Donald	Direct Ownership	Buy under company plan	Deferred Share Units	0.00	68	1.7%	4,021
Dec 31/23	◇ Ayotte, Paul Donald	Direct Ownership	▲ Exercise for cash	Restricted Share Units	0.00	-4,267	-34.0%	8,265
Dec 31/23	◆ Bhatia, Pramod	Direct Ownership	Buy under company plan	Restricted Share Units	0.00	276	1.4%	20,568
Dec 31/23	◆ Bhatia, Pramod	Direct Ownership	Buy under company plan	Deferred Share Units	0.00	258	2.1%	12,366
Dec 31/23	◆ Bhatia, Pramod	Direct Ownership	Buy under company plan	Performance Share Unit	0.00	389	2.2%	18,348
Dec 31/23	◇ Bhatia, Pramod	Direct Ownership	▲ Exercise for cash	Restricted Share Units	0.00	-6,109	-43.1%	8,074

Transaction Date	Insider Name	Ownership Type	Nature of Transaction	Security	Price (\$)	Shares/Units	Account Change*	Account Balance
Dec 31/23	● Blackadar, Robert George	Direct Ownership	Buy under company plan	Restricted Share Units	0.00	848	3.7%	23,990
Dec 31/23	● Blackadar, Robert George	Direct Ownership	Buy under company plan	Performance Share Unit	0.00	1,433	1.8%	79,653
Dec 31/23	○ Blackadar, Robert George	Direct Ownership	Exercise for cash	Restricted Share Units	0.00	-19,975	-46.3%	23,142
Dec 31/23	◆ Brondo Garcia, Juan Francisc...	Direct Ownership	Buy under company plan	Restricted Share Units	0.00	96	2.6%	3,779
Dec 31/23	◆ Brondo Garcia, Juan Francisc...	Direct Ownership	Buy under company plan	Performance Share Unit	0.00	96	1.7%	5,682
Dec 31/23	◇ Brondo Garcia, Juan Francisc...	Direct Ownership	Exercise for cash	Restricted Share Units	0.00	-1,903	-34.1%	3,683
Dec 31/23	■ Bronicheski, David John	Direct Ownership	Buy under company plan	Deferred Share Units	0.00	399	2.1%	19,358
Dec 31/23	◆ Brown, Lon Allen	Direct Ownership	Buy under company plan	Restricted Share Units	0.00	151	3.3%	4,692
Dec 31/23	◆ Brown, Lon Allen	Direct Ownership	Buy under company plan	Performance Share Unit	0.00	188	2.0%	9,442
Dec 31/23	◇ Brown, Lon Allen	Direct Ownership	Exercise for cash	Restricted Share Units	0.00	-3,151	-41.0%	4,541
Dec 31/23	◆ Castleman, Paul	Direct Ownership	Buy under company plan	Restricted Share Units	0.00	152	3.5%	4,469
Dec 31/23	◆ Castleman, Paul	Direct Ownership	Buy under company plan	Performance Share Unit	0.00	163	2.0%	8,427
Dec 31/23	◆ Castleman, Paul	Direct Ownership	Buy under company plan	Deferred Share Units	0.00	319	2.3%	14,156
Dec 31/23	◇ Castleman, Paul	Direct Ownership	Exercise for cash	Restricted Share Units	0.00	-3,489	-44.7%	4,317
Dec 31/23	■ Cuskley, Stephanie	Direct Ownership	Buy under company plan	Deferred Share Units	0.00	170	1.7%	10,001
Dec 31/23	▲ Dawson, Robert	Direct Ownership	Buy under company plan	Restricted Share Units	0.00	191	2.6%	7,532
Dec 31/23	▲ Dawson, Robert	Direct Ownership	Buy under company plan	Performance Share Unit	0.00	191	1.5%	13,323
Dec 31/23	△ Dawson, Robert	Direct Ownership	Exercise for cash	Restricted Share Units	0.00	-3,791	-34.1%	7,341
Dec 31/23	■ Derwin, William	Direct Ownership	Buy under company plan	Deferred Share Units	0.00	666	2.1%	31,748
Dec 31/23	◆ Ellis, Thomas	Direct Ownership	Buy under company plan	Restricted Share Units	0.00	147	3.5%	4,354
Dec 31/23	◆ Ellis, Thomas	Direct Ownership	Buy under company plan	Performance Share Unit	0.00	326	2.3%	14,338
Dec 31/23	◆ Ellis, Thomas	Direct Ownership	Buy under company plan	Deferred Share Units	0.00	470	2.2%	21,481
Dec 31/23	◇ Ellis, Thomas	Direct Ownership	Exercise for cash	Restricted Share Units	0.00	-3,393	-44.6%	4,207
Dec 31/23	■ Graham, George Keith	Direct Ownership	Buy under company plan	Deferred Share Units	0.00	106	1.6%	6,546
Dec 31/23	◆ Gunn, Christopher	Direct Ownership	Buy under company plan	Restricted Share Units	0.00	261	3.3%	8,095
Dec 31/23	◆ Gunn, Christopher	Direct Ownership	Buy under company plan	Performance Share Unit	0.00	324	1.3%	24,835
Dec 31/23	◇ Gunn, Christopher	Direct Ownership	Exercise for cash	Restricted Share Units	0.00	-5,435	-41.0%	7,834
Dec 31/23	■ Jones, Stephen James	Direct Ownership	Buy under company plan	Deferred Share Units	0.00	238	1.9%	12,989
Dec 31/23	■ Jordan, Mary	Direct Ownership	Buy under company plan	Deferred Share Units	0.00	377	2.1%	18,403

Transaction Date	Insider Name	Ownership Type	Nature of Transaction	Security	Price (\$)	Shares/Units	Account Change*	Account Balance
Dec 31/23	◆ Lee, Julie	Direct Ownership	Buy under company plan	Restricted Share Units	0.00	116	2.6%	4,562
Dec 31/23	◆ Lee, Julie	Direct Ownership	Buy under company plan	Performance Share Unit	0.00	116	1.7%	7,032
Dec 31/23	◆ Lee, Julie	Direct Ownership	Rights granted	Performance Share Unit	0.00	175	2.6%	6,916
Dec 31/23	◇ Lee, Julie	Direct Ownership	Exercise for cash	Restricted Share Units	0.00	-2,295	-34.0%	4,446
Dec 31/23	■ Lingard, William John	Direct Ownership	Buy under company plan	Deferred Share Units	0.00	710	2.2%	33,020
Dec 31/23	◆ Love, Robert J.	Direct Ownership	Buy under company plan	Restricted Share Units	0.00	236	3.5%	7,027
Dec 31/23	◆ Love, Robert J.	Direct Ownership	Buy under company plan	Performance Share Unit	0.00	251	1.4%	17,714
Dec 31/23	◇ Love, Robert J.	Direct Ownership	Exercise for cash	Restricted Share Units	0.00	-4,959	-42.2%	6,791
Dec 31/23	◆ Mellott, Logan	Direct Ownership	Buy under company plan	Restricted Share Units	0.00	273	3.3%	8,460
Dec 31/23	◆ Mellott, Logan	Direct Ownership	Buy under company plan	Performance Share Unit	0.00	468	2.1%	22,745
Dec 31/23	◇ Mellott, Logan	Direct Ownership	Exercise for cash	Restricted Share Units	0.00	-5,678	-41.0%	8,187
Dec 31/23	◆ Walsh, Leon Joseph Steven	Direct Ownership	Buy under company plan	Restricted Share Units	0.00	128	3.6%	3,646
Dec 31/23	◆ Walsh, Leon Joseph Steven	Direct Ownership	Buy under company plan	Performance Share Unit	0.00	477	1.8%	26,789
Dec 31/23	◆ Walsh, Leon Joseph Steven	Direct Ownership	Buy under company plan	Deferred Share Units	0.00	49	1.7%	2,891
Dec 31/23	◆ Walsh, Leon Joseph Steven	Direct Ownership	Rights granted	Performance Share Unit	0.00	1,424	5.7%	26,312
Dec 31/23	◇ Walsh, Leon Joseph Steven	Direct Ownership	Exercise for cash	Restricted Share Units	0.00	-3,386	-49.0%	3,518
Dec 31/23	■ Warfield, Patricia	Direct Ownership	Buy under company plan	Deferred Share Units	0.00	59	1.2%	5,134
Dec 31/23	◆ Yester, Reid Emerson Michael	Direct Ownership	Buy under company plan	Restricted Share Units	0.00	67	2.6%	2,647
Dec 31/23	◆ Yester, Reid Emerson Michael	Direct Ownership	Buy under company plan	Performance Share Unit	0.00	67	0.9%	7,429
Dec 31/23	◆ Yester, Reid Emerson Michael	Direct Ownership	Rights granted	Performance Share Unit	0.00	3,135	74.2%	7,362
Dec 31/23	◇ Yester, Reid Emerson Michael	Direct Ownership	Exercise for cash	Restricted Share Units	0.00	-1,334	-34.1%	2,580
Dec 18/23	◆ Walsh, Leon Joseph Steven	Direct Ownership	Public market buy	Common Shares	40.02	163	1.9%	8,890
Dec 13/23	◆ Walsh, Leon Joseph Steven	Direct Ownership	Public market buy	Common Shares	40.48	312	3.7%	8,727
Dec 7/23	◆ Walsh, Leon Joseph Steven	Direct Ownership	Public market buy	Common Shares	40.57	2,372	39.3%	8,415
Dec 6/23	□ Roane, Glen Dawson	Direct Ownership	Public market sale	Common Shares	41.39	-4,400	-100.0%	0
Dec 1/23	◆ Yester, Reid Emerson Michael	Indirect Ownership	Public market buy	Common Shares	41.05	6,269	> 100%	6,269
Nov 22/23	■ Jones, Stephen James	Direct Ownership	Public market buy	Common Shares	USD 29.29	2,500	> 100%	2,500
Nov 22/23	□ Roane, Glen Dawson	Direct Ownership	Public market sale	Common Shares	40.40	-20,000	-82.0%	4,400

Transaction Date	Insider Name	Ownership Type	Nature of Transaction	Security	Price (\$)	Shares/Units	Account Change*	Account Balance
Nov 20/23	☐ Roane, Glen Dawson	Direct Ownership	Public market sale	Common Shares	40.00	-4,000	-14.1%	24,400
Nov 17/23	◆ Lee, Julie	Direct Ownership	Public market buy	Common Shares	USD 28.74	350	> 100%	350
Nov 16/23	☐ Roane, Glen Dawson	Direct Ownership	Public market sale	Common Shares	39.28	-10,000	-26.0%	28,400
Nov 14/23	◆ Ayotte, Paul Donald	Direct Ownership	Rights granted	Performance Share Unit	0.00	593	12.8%	5,218
Nov 14/23	● Blackadar, Robert George	Direct Ownership	Rights granted	Performance Share Unit	0.00	10,000	14.7%	78,220
Nov 14/23	▲ Dawson, Robert	Direct Ownership	Rights granted	Performance Share Unit	0.00	2,000	18.0%	13,132
Nov 14/23	◆ Gunn, Christopher	Direct Ownership	Rights granted	Performance Share Unit	0.00	8,550	53.6%	24,511
Nov 14/23	◆ Leckie, Serge	Direct Ownership	Rights granted	Performance Share Unit	0.00	2,594	> 100%	2,594
Nov 14/23	◆ Love, Robert J.	Direct Ownership	Rights granted	Performance Share Unit	0.00	5,075	41.0%	17,463
Nov 14/23	◆ Walsh, Leon Joseph Steven	Direct Ownership	Rights granted	Performance Share Unit	0.00	3,022	13.8%	24,888
Nov 14/23	◆ Wieneke, Joseph Patrick	Direct Ownership	Rights granted	Performance Share Unit	0.00	7,005	> 100%	7,005
Nov 14/23	◆ Yester, Reid Emerson Michael	Direct Ownership	Rights granted	Performance Share Unit	0.00	313	8.0%	4,227
Nov 13/23	☐ Roane, Glen Dawson	Direct Ownership	Public market sale	Common Shares	40.50 - 40.52	-15,000	-28.1%	38,400
Nov 10/23	☐ Roane, Glen Dawson	Direct Ownership	Public market sale	Common Shares	39.85	-15,000	-21.9%	53,400
Nov 9/23	☐ Roane, Glen Dawson	Direct Ownership	Public market sale	Common Shares	39.63 - 39.75	-15,000	-18.0%	68,400
Nov 8/23	☐ Roane, Glen Dawson	Direct Ownership	Public market sale	Common Shares	39.13 - 39.13	-20,000	-19.3%	83,400
Nov 7/23	☐ Roane, Glen Dawson	Direct Ownership	Public market sale	Common Shares	38.45 - 38.73	-20,000	-16.2%	103,400
Oct 30/23	◆ Wieneke, Joseph Patrick	Direct Ownership	Opening report	Restricted Share Units	0.00	0	n/a	0
Oct 30/23	◆ Wieneke, Joseph Patrick	Direct Ownership	Opening report	Common Shares	0.00	0	n/a	0
Oct 30/23	◆ Wieneke, Joseph Patrick	Direct Ownership	Opening report	Performance Share Unit	0.00	0	n/a	0
Oct 23/23	◆ Leckie, Serge	Direct Ownership	Opening report	Restricted Share Units	0.00	0	n/a	0
Oct 23/23	◆ Leckie, Serge	Direct Ownership	Opening report	Performance Share Unit	0.00	0	n/a	0
Sep 28/23	◆ Walsh, Leon Joseph Steven	Direct Ownership	Public market buy	Common Shares	34.17	6,043	> 100%	6,043
Aug 11/23	☐ Roane, Glen Dawson	Direct Ownership	Public market sale	Common Shares	35.21	-10,000	-7.5%	123,400
Aug 9/23	☐ Roane, Glen Dawson	Direct Ownership	Public market sale	Common Shares	34.46 - 34.60	-10,000	-7.0%	133,400
Jun 22/23	● Blackadar, Robert George	Direct Ownership	Public market buy	Common Shares	USD 19.30	10,000	34.3%	39,150
Jun 22/23	■ Graham, George Keith	Indirect Ownership	Public market buy	Common Shares	25.52	2,500	33.3%	10,000
Jun 20/23	■ Roane, Glen Dawson	Direct Ownership	Public market buy	Common Shares	25.25	5,000	3.6%	143,400

Transaction Date	Insider Name	Ownership Type	Nature of Transaction	Security	Price (\$)	Shares/Units	Account Change*	Account Balance
Jun 16/23	■ Roane, Glen Dawson	Direct Ownership	Public market buy	Common Shares	25.69	5,000	3.7%	138,400
Jun 15/23	◆ Ayotte, Paul Donald	Control or Direction	Public market buy	Common Shares	26.00 - 26.04	725	> 100%	725
Jun 15/23	◆ Ayotte, Paul Donald	Indirect Ownership	Public market buy	Common Shares	26.00 - 26.04	320	> 100%	320
Jun 15/23	◆ Ayotte, Paul Donald	Direct Ownership	Public market buy	Common Shares	26.04	140	> 100%	140

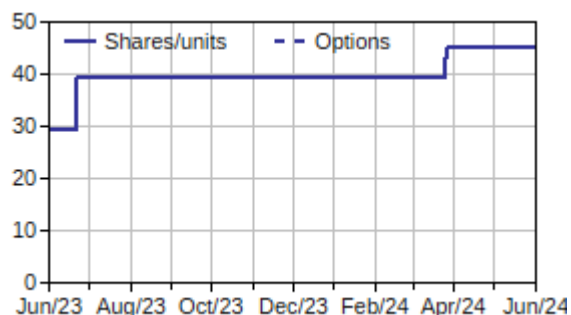
All data based on insider regulatory filings which are subject to input errors.

* Indicates percentage change of shares or units for the account in which the security is held. Many insiders have more than one account and the balance for each is calculated separately. See Holdings Summary for balances across all ownership types as reported in SEDI.

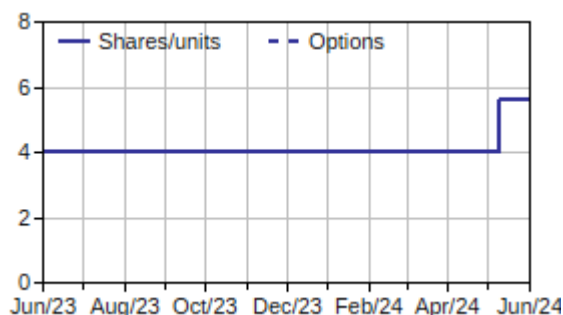
Holdings Summary

Data is based on SEDI filings. Identified former insiders who ceased to be an insider more than a year ago are not shown. Roster may include unidentified former insiders. Charts include identified former insider holdings up to the date they ceased to be an insider. Insiders and their holdings are only included under one insider category. See last page for regulatory insider filing relationship definitions.

CEO's Holdings (000's)



CFO's Holdings (000's)



Blackadar, Robert George

Relationship as filed with regulators: 4, 5

Latest filing date: May 16, 2024

Direct Ownership	No. of Shares Held
Common Shares	44,950
Performance Share Unit	106,198
Restricted Share Units	46,791

Dawson, Robert

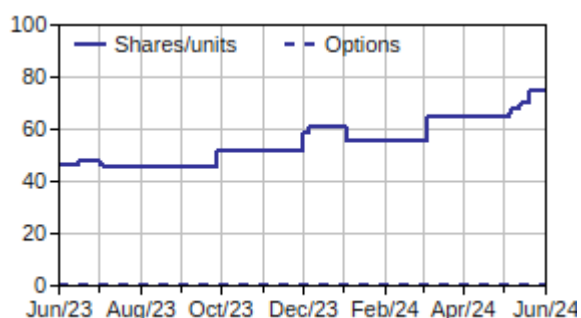
Relationship as filed with regulators: 4

Latest filing date: May 16, 2024

Direct Ownership	No. of Shares Held
Common Shares	5,600
Deferred Share Units	3,776
Performance Share Unit	24,025
Restricted Share Units	16,155

Data is based on SEDI filings.. Identified former insiders who ceased to be an insider more than a year ago are not shown. Roster may include unidentified former insiders. Charts include identified former insider holdings up to the date they ceased to be an insider. Insiders and their holdings are only included under one insider category. See last page for regulatory insider filing relationship definitions.

Other Officers' Holdings (000's)



Atluri, Pradeep

Relationship as filed with regulators: 5
 Latest filing date: March 18, 2024

Direct Ownership	No. of Shares Held
Deferred Share Units	3,651
Performance Share Unit	23,604
Restricted Share Units	12,563

Ayotte, Paul Donald

Relationship as filed with regulators: 5
 Latest filing date: March 18, 2024

Direct Ownership	No. of Shares Held
Common Shares	140
Deferred Share Units	4,021
Performance Share Unit	8,803
Restricted Share Units	20,384

Indirect Ownership	No. of Shares Held
Common Shares	320

Control or Direction	No. of Shares Held
Common Shares	725

Bhatia, Pramod

Relationship as filed with regulators: 5
 Latest filing date: May 15, 2024

Direct Ownership	No. of Shares Held
Common Shares	4,950
Deferred Share Units	12,366
Deferred Shares	7,484
Performance Share Unit	23,956
Restricted Share Units	26,289

Brondo Garcia, Juan Francisco

Relationship as filed with regulators: 5
 Latest filing date: May 23, 2024

Direct Ownership	No. of Shares Held
Common Shares	4,500
Deferred Share Units	5,626
Performance Share Unit	12,872
Restricted Share Units	8,060

Brown, Lon Allen

Relationship as filed with regulators: 5
 Latest filing date: May 16, 2024

Direct Ownership	No. of Shares Held
Deferred Share Units	6,413
Performance Share Unit	16,241
Restricted Share Units	8,134

Carson, Trevor

Relationship as filed with regulators: 5
 Latest filing date: May 10, 2023

Direct Ownership	No. of Shares Held
Common Shares	-
Performance Share Unit	-
Restricted Share Units	-

Castleman, Paul

 Relationship as filed with regulators: 5
 Latest filing date: May 16, 2024

Direct Ownership	No. of Shares Held
Deferred Share Units	14,520
Performance Share Unit	12,580
Restricted Share Units	8,129

Ellis, Thomas

 Relationship as filed with regulators: 5
 Latest filing date: May 16, 2024

Direct Ownership	No. of Shares Held
Deferred Share Units	24,544
Performance Share Unit	20,044
Restricted Share Units	8,146

Gunn, Christopher

 Relationship as filed with regulators: 5
 Latest filing date: March 17, 2024

Direct Ownership	No. of Shares Held
Common Shares	17,100
Performance Share Unit	31,252
Restricted Share Units	14,575

Leckie, Serge

 Relationship as filed with regulators: 5
 Latest filing date: March 17, 2024

Direct Ownership	No. of Shares Held
Performance Share Unit	5,718
Restricted Share Units	3,124

Lee, Julie

 Relationship as filed with regulators: 5
 Latest filing date: May 16, 2024

Direct Ownership	No. of Shares Held
Common Shares	660
Deferred Share Units	4,712
Performance Share Unit	15,173
Restricted Share Units	10,036

Love, Robert J.

 Relationship as filed with regulators: 5
 Latest filing date: March 17, 2024

Direct Ownership	No. of Shares Held
Common Shares	10,150
Performance Share Unit	22,531
Restricted Share Units	11,859

Mellott, Logan

 Relationship as filed with regulators: 5
 Latest filing date: March 17, 2024

Direct Ownership	No. of Shares Held
Common Shares	10,576
Performance Share Unit	29,320
Restricted Share Units	15,230

Peterson, Elizabeth

 Relationship as filed with regulators: 5
 Latest filing date: April 14, 2023

Direct Ownership	No. of Shares Held
Common Shares	-
Deferred Share Units	-
Deferred Shares	-
Performance Share Unit	-
Restricted Share Units	-

Trang, David

 Relationship as filed with regulators: 5
 Latest filing date: April 4, 2023

Direct Ownership	No. of Shares Held
Common Shares	-
Performance Share Unit	-
Restricted Share Units	-

Walsh, Leon Joseph Steven

Relationship as filed with regulators: 5

Latest filing date: March 18, 2024

Direct Ownership	No. of Shares Held
Common Shares	8,890
Deferred Share Units	2,891
Performance Share Unit	30,569
Restricted Share Units	7,775

Wieneke, Joseph Patrick

Relationship as filed with regulators: 5

Latest filing date: May 16, 2024

Direct Ownership	No. of Shares Held
Common Shares	9,500
Performance Share Unit	15,886
Restricted Share Units	4,146

Yester, Reid Emerson Michael

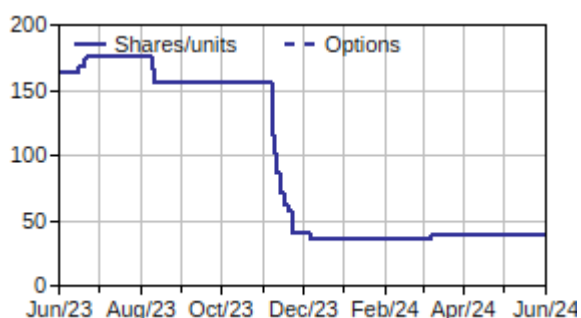
Relationship as filed with regulators: 5

Latest filing date: March 17, 2024

Direct Ownership	No. of Shares Held
Common Shares	625
Performance Share Unit	10,435
Restricted Share Units	5,653
Indirect Ownership	No. of Shares Held
Common Shares	6,269

Data is based on SEDI filings.. Identified former insiders who ceased to be an insider more than a year ago are not shown. Roster may include unidentified former insiders. Charts include identified former insider holdings up to the date they ceased to be an insider. Insiders and their holdings are only included under one insider category. See last page for regulatory insider filing relationship definitions.

Directors' Holdings (000's)



Bronicheski, David John

Relationship as filed with regulators: 4
 Latest filing date: May 16, 2024

Direct Ownership	No. of Shares Held
Common Shares	11,000
Deferred Share Units	21,719
Deferred Shares	14,916

Cuskley, Stephanie

Relationship as filed with regulators: 4
 Latest filing date: May 16, 2024

Direct Ownership	No. of Shares Held
Deferred Share Units	13,227
Deferred Shares	4,685

Derwin, William

Relationship as filed with regulators: 4
 Latest filing date: May 16, 2024

Direct Ownership	No. of Shares Held
Common Shares	5,000
Deferred Share Units	34,974
Deferred Shares	25,480

Graham, George Keith

Relationship as filed with regulators: 4
 Latest filing date: May 16, 2024

Direct Ownership	No. of Shares Held
Deferred Share Units	8,907
Deferred Shares	2,673
Indirect Ownership	No. of Shares Held
Common Shares	12,500

Jones, Stephen James

Relationship as filed with regulators: 4
 Latest filing date: May 16, 2024

Direct Ownership	No. of Shares Held
Common Shares	5,500
Deferred Share Units	17,290
Deferred Shares	7,531

Jordan, Mary

Relationship as filed with regulators: 4
 Latest filing date: May 24, 2024

Direct Ownership	No. of Shares Held
Common Shares	1,000
Deferred Share Units	20,764
Deferred Shares	13,992

Lingard, William John

Relationship as filed with regulators: 4
 Latest filing date: May 16, 2024

Direct Ownership	No. of Shares Held
Common Shares	4,035
Deferred Share Units	35,381
Deferred Shares	27,944

Roane, Glen Dawson

Relationship as filed with regulators: 4

Latest filing date: December 6, 2023

Direct Ownership	No. of Shares Held
Common Shares	-
Deferred Share Units	-
Deferred Shares	-
Indirect Ownership	No. of Shares Held
Common Shares	-

Warfield, Patricia

Relationship as filed with regulators: 4

Latest filing date: May 16, 2024

Direct Ownership	No. of Shares Held
Deferred Share Units	8,360

INK Edge V.I.P. Overview

This section offers a summary of the stock's potential and performance based on our V.I.P. criteria:

1. **Valuations:** how a stock compares to other stocks based on traditional valuation measures including P/E, Price-to-book, price-to-sales and dividend yield.
2. **Insider commitment:** officer and director buying activity, including number of active insiders buying and executive holdings.
3. **Price momentum:** a stock's relative strength over multiple time frames.

Valuations Summary

	BDGI	Competitors	Sector	Large Cap	Market Avg.
Price to Book - most recent quarter	4.2	3.1	2.6	2.0	1.9
P/E including extraordinary items - TTM	25.0	25.5	23.6	18.1	17.4
Price to Sales - TTM	1.4	1.4	3.7	3.3	2.9
Price to Cash Flow per share - most recent quarter	9.0	13.0	10.9	10.3	9.6
Enterprise Value to EBITDA	9.3	12.8	11.7	11.8	11.6
Dividend Yield - indicated annual	1.8%	1.8%	2.6%	4.3%	4.7%
Buyback Yield - estimated TTM	--	-1.9%	-11.1%	-4.9%	-6.5%

TTM: Trailing Twelve Months

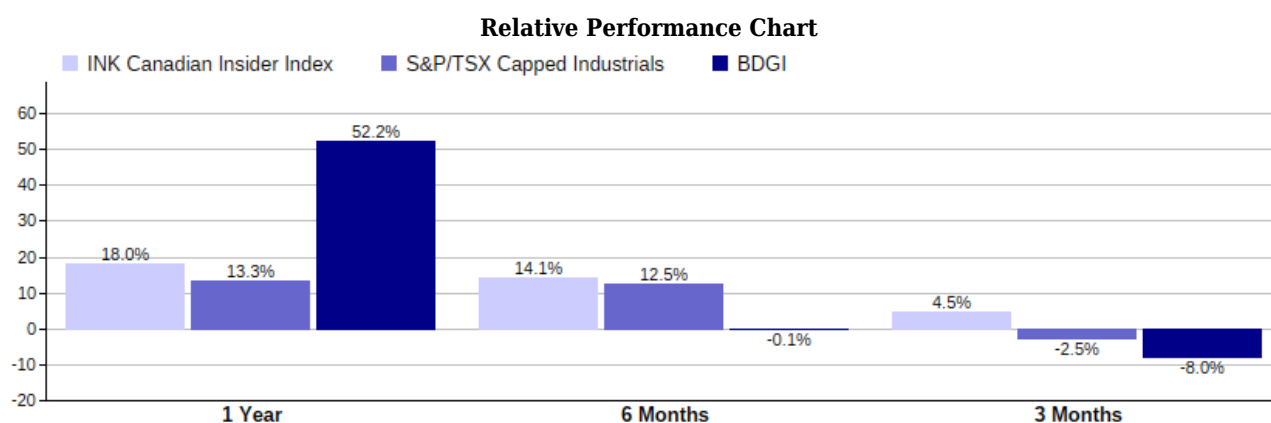
Insider Commitment Summary

Direct and Indirect Equity (Non-derivative) Holdings as % of Shares Outstanding

	May 31, 2024		1 Year Ago		Change	
	Shares Held	% S.O.	Shares Held	% S.O.	Shares Held	% S.O.
Officers & Directors	163,265	0.47	243,038	0.71	-79,773	-0.23
All Insiders	163,265	0.47	243,038	0.71	-79,773	-0.23

*Includes beneficial holdings of officers, directors and other insiders such as 10% holders.

Price Momentum Summary















INK Edge Outlook

INK Edge Outlook combines the conditions in the 3 VIP categories to assign an overall ranking to a stock. The object is to identify which group of stocks have greatest opportunity or risk over the next year on a portfolio basis.

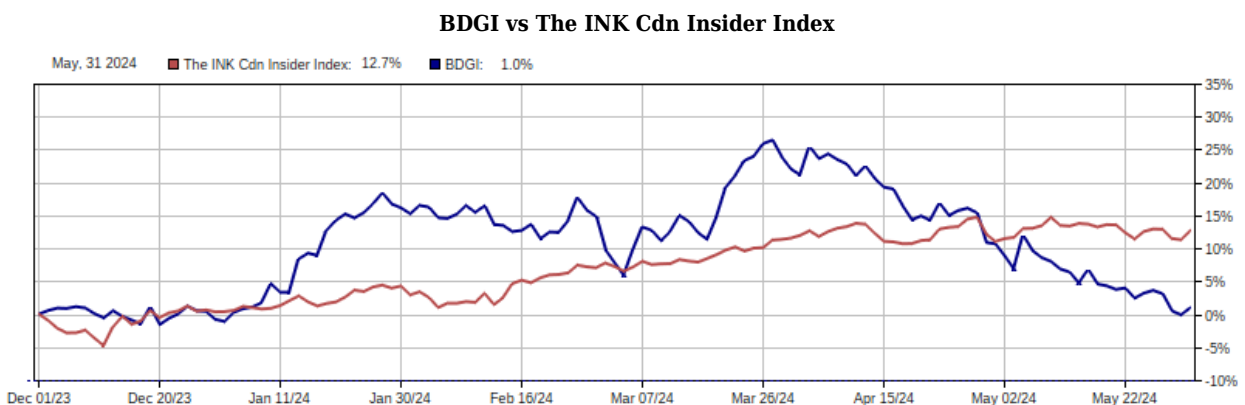
Stocks are assigned one of 5 rankings. From the most attractive group to least attractive group. INK Edge Outlook overall conditions are:

Sunny (top 10%) | Mostly Sunny (next 20%) | Mixed (middle 40%) | Cloudy (next 70-90%) | Rainy (bottom 10%)

INK Edge Outlook			
CONDITIONS	Latest	6 months ago	1 year ago
Overall	 Mostly Sunny	 Mixed	 Mostly Sunny
Value	 Mixed	 Mixed	 Mixed
Insiders	 Sunny	 Rain	 Mostly Sunny
Price Direction	 Mixed	 Sunny	 Mixed

Relative Performance to the INK Canadian Insider Index

The INK Canadian Insider Index includes 50 top ranked INK Edge TSX-listed stocks. The chart below shows how the stock has performed against the Index over the past year.



Similar Companies with relatively attractive INK Edge Outlook Rankings

Stocks in the same industry that have an overall INK Edge Outlook ranking in the sunny or mostly sunny category.

- Aecon Group Inc. (ARE)** - Current Outlook: Mostly Sunny
- CEMATRIX Corporation (CVX)** - Current Outlook: Mostly Sunny
- Bird Construction Inc. (BDT)** - Current Outlook: Sunny

Regulatory (SEDI) Filing Relationship Definitions

- | | |
|-----------------------------------|---|
| 1 - Issuer | 5 - Senior Officer of Issuer |
| 2 - Subsidiary of Issuer | 6 - Director or Senior officer of 10% Security Holder |
| 3 - 10% Security Holder of Issuer | 7 - Director or Senior Officer of Insider or Subsidiary of Issuer (other than in 4,5,6) |
| 4 - Director of Issuer | 8 - Deemed Insider - 6 Months before becoming Insider |

Disclaimer: User agrees to only use information contained in this report for the purposes as set out in section 6.2 of COMPANION POLICY 55-102CP TO NATIONAL INSTRUMENT 55-102 of the Canadian Securities Administrators and to comply with all privacy laws. INK provides general information. INK is not an investment advisory service, a financial planner, an investment advisor nor a securities advisor. INK does not purport to tell people, or suggest to people, what they should buy or sell for themselves. Opinions and recommendations contained herein should not be construed as investment advice. Do not assume that any recommendations, insights, charts, theories, or philosophies will ensure profitable investment. Users should always consult with and obtain advice from their professional licensed financial advisor, including their tax advisor, to determine the suitability of any investment. INK recommends that anyone making an investment or trading securities do so with caution. Users should perform full due diligence and investigate any security fully before making an investment or before the execution of a security trade based upon information learned through INK. Investors should obtain annual reports and other company information to complete their own due diligence in any investment. Neither INK nor anyone affiliated with INK is responsible for any investment decision made. INK has made all reasonable efforts to ensure that all information provided is accurate at the time of inclusion; however, there may be inadvertent and occasional errors. INK makes no guarantee of accuracy or completeness. Insider transaction filings are from SEDI®; SEDI® is a registered trade-mark owned by the Alberta Securities Commission. All information and opinion expressed herein is subject to change without notice. INK employees may have an ownership or investment interest in any stock mentioned in this report. Copyright © INK Research Corp. All rights reserved.